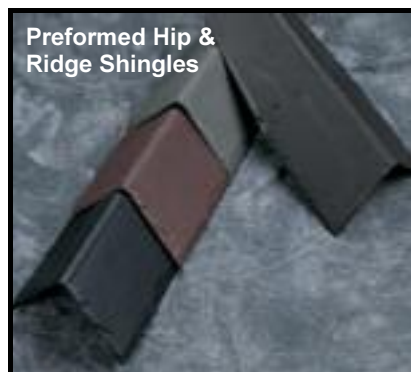





THE BEAUTY OF SLATE. THE STRENGTH OF LAMARITE.

 **LAMARITE[®] SLATE**
COMPOSITE SHINGLES **TAMKO**





Lamarite® composite roofing slates are engineered to offer benefits that cannot be achieved with natural slates yet retaining their authentic look. They are made from a composition of innovative materials that are robust, fire-resistant and enduring, using an exclusive compression moulding technique. Lamarite's performance has been accredited by the BBA and is backed by a 50 year warranty.

More Benefits

In comparison to natural slates, Lamarites® are so lightweight they do not stress structures, this is especially useful for refurbishing old buildings. They can be securely and easily nailed in place at markings provided, and because they are more robust and easy to handle, they are faster to install saving up to 75% of installation time. Cost savings can also be made on rejects due to breakage, typically about 15% in natural slates.

More Choices

The natural beauty of Lamarite® is offered in five classic colours*: Slate Green, Mulberry, Dusk Grey, Midnight Black and Terra Cotta. Shingle widths of 5", 7" and 12" are available. You can either create a uniform appearance or vary the look with different widths, exposure lengths, and accent colours.

* SEAC only stocks Dusk Grey in 7" & 12" widths, others need leadtime of 7 weeks.

More Options

A variation of pre-cut Lamarite® shingles are offered as options and accessories to add even more beauty to the roof and also convenience for the installer.

- Scalloped and diamond-cut shingles for distinction
- Pre-cut hip & ridge shingles for a more authentic slate appearance
- Starter course shingles for faster installation and to help assure greater precision



www.seac.uk.com



Distributed by SEAC Ltd
46 Chesterfield Road
Leicester
LE5 5LP
T: 0116 2739501 F: 0116 2738373
Email: enquiries@seac.uk.com

Note: Reproduction of these colours is as accurate as our printing will permit.
Please call for actual product samples.



LAMARITE® SLATE

COMPOSITE SHINGLES - 5, 7, & 12-inch

PRODUCT DATA

Manufactured in Lamar, MO.

TAMKO® LAMARITE® SLATE Composite Shingles are available in 5-inch, 7-inch and 12-inch widths. The shingles feature the realistic natural slate look in an innovative composite shingle material. Molded with specific textures and contours of natural slate to create authentic detail, dimension and beauty.

Scallop and Diamond shape shingles are available in 12-inch widths.



ADVANTAGES

- 50 year limited warranty, 7-year FULL START, limited transferability, limited warranty for winds up to 90 MPH .
- Formed to the specific textures and contours of natural slate.
- Multiple roof pattern options.
- All the beauty of natural slate.
- Easier application than slate – Lighter in weight, easier to cut, and attach using a pneumatic nail gun and two corrosion-resistant nails per shingle.*
- Application friendly design includes spacer tabs, exposure marks, and designated nailing areas.
- LAMARITE innovative composite roofing material provides long lasting protection and beauty.

*See printed application instructions for details.

CERTIFICATIONS/REPORTS

Listed by UL for:
Class A Fire Rating***
Wind Resistance
Impact Resistance, Class 4

ICC-ES ESR-1841

BBA approved in the UK,
Certificated No. 06/4296



Tested in compliance with:
UL 790/ ASTM E 108, Class A
UL 997/ASTM D 3161, Class F
UL 2218

Miami Dade County Florida NOA 05-0615.01
Expiration Date 07/23/2009

COLORS

Lamarite Slate Colors:

- Slate Green
- Dusk Grey
- Mulberry
- Midnight Black
- Terra Cotta

APPLICATION



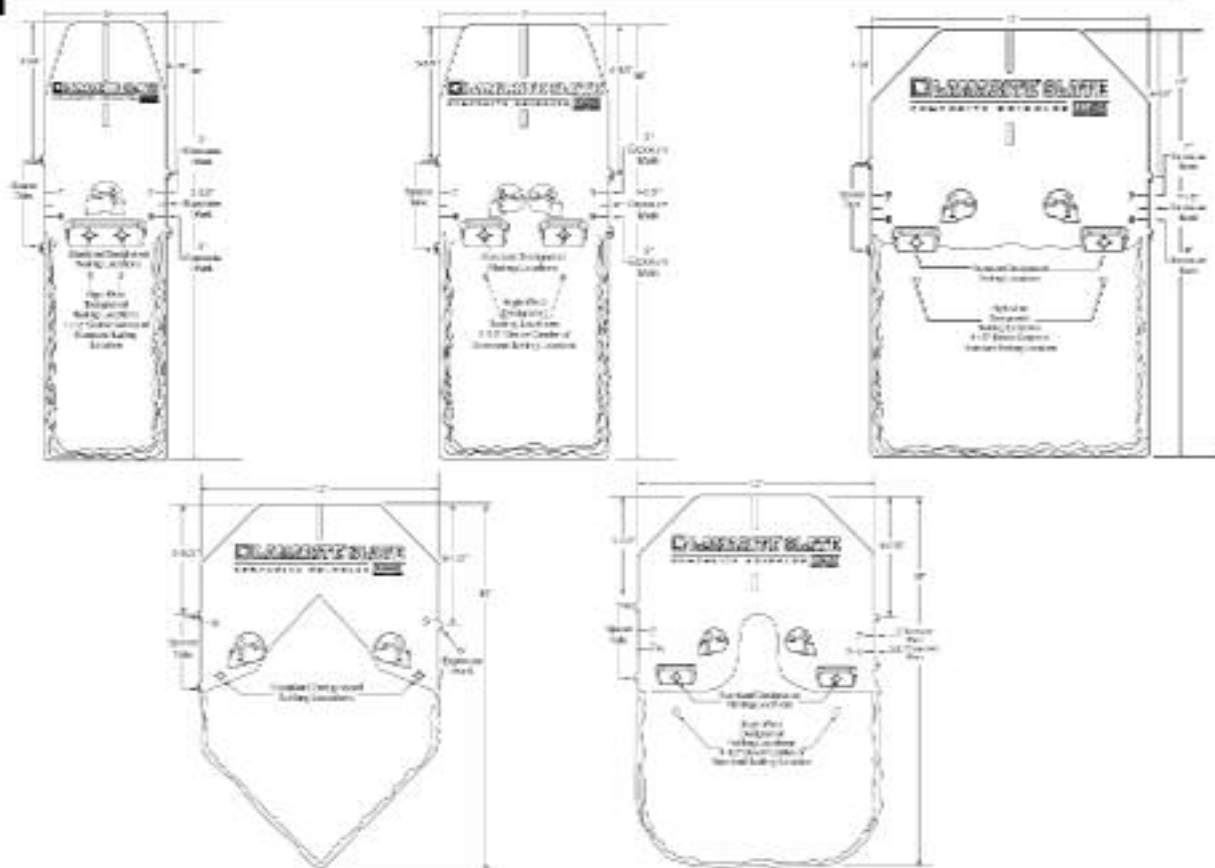
- When using 5-inch, 7-inch and 12-inch sizes, alternate the size of the first shingle in each successive course to prevent exposed nails and the keyways between shingles in one course from aligning with keyways in previous courses. The keyways should be offset a minimum of 2-inches. Occasionally it will be required to cut a custom size shingle. To maintain the battered edge (chamfered) appearance, a slate cutter should be used to cut the shingle. Cut the shingle from the top down and only on the backside of the shingle. Different slate cutters will give different appearances. Consideration should be given to the slate cutter used. A high quality cutter will give the most desirable edge.
- Diamond and Scallop shape shingles can either be applied as accent shingles or over the entire roof. When applying Diamond shape shingles a 6" exposure must be used.

LAMARITE® SLATE

COMPOSITE SHINGLES - 5, 7, & 12-inch

PRODUCT DATA

PRODUCT DATA



Exposure 6", 7", 7-1/2" and 8"

Shingle size	5" x 18"	7" x 18"	12" x 18" ^{††}	Diamond ^{†††}
Shingles per bundle	15	15	15	15
Shingles per square (8" Exposure)	360	255	150	200
Bundles per square (8" Exposure)	24	17	10	13.3
Bundles per pallet	140	100	66	66
Sq. Ft. per bundle	4.167	5.833	10	7.5
Shingles per pallet	2100	1500	990	990

ACCESSORIES



Lamarite Accessory Products		
PRODUCT	HIP AND RIDGE	STARTER
SHINGLES PER BUNDLE	15 PIECES	20 PIECES (11.875" x 10")
COVERAGE/LINEAL FT./BUNDLE	10 LINEAL FT @ 8 inch exposure	20 LINEAL FT
QUANTITY PER PALLET	28 BUNDLES - 280 LINEAL FT	108 BUNDLES - 2,160 LINEAL FT
COLORS	Slate Green, Dusk Grey, Mulberry Midnight Black	Dusk Grey

[†]All values stated as nominal. ^{††}Includes Scallop Shingles. ^{†††}Diamond Shingles require a 6" exposure



SEAC Ltd
46 Chesterfield Road
Leicester
LE5 5LP
Tel: 0116 2739501 / Fax: 0116 2738373
Email: enquires@seac.uk.com